



DELCORTE SA



THREADED STEEL FITTINGS EN 10241

(ex BS & DIN standards)



API - APPROVED
MANUFACTURER



5CT0040
5L0021









59605 MAUBEUGE FRANCE









NOMINAL DIAMETER IN INCH			1/8"	1/4"	3/8"	1/2"	3/4"	1"	1 1/4"	1 1/2"	2"	2 1/2"	3"	4"	5"	6"	
NOMINAL DIAMETER IN MM			6	8	10	15	20	25	32	40	50	65	80	100	125	150	
	ELBOWS 90° EQUAL JD 190	Centre to face	16	22	24	32	35	43	51	52	64	76	89	115	140	160	
	TEES EQUAL JD 200	Centre to face	16	22	24	32	35	43	51	52	64	76	89	115	140	160	
	CROSSES EQUAL JD 220	Centre to face	16	22	24	32	35	43	51	52	64	76	89	115	140	160	
	ELBOWS EQUAL 45° JD 194	Centre to face	X	X	19	22	27	33	38	44	51	59	66	77	89	92	
	STREET ELBOWS EQUAL JD 195	Centre to face female	X	19	21	25	30	37	43	49	59	68	81	100	X	X	
		Centre to face male	X	27	29	35	40	46	54	57	70	83	94	115	X	X	
	REDUCED TEES JD 202		X	ALL REDUCTIONS ARE AVAILABLE UP TO 6"													
	SOCKETS HEAVY TYPE JD 102	min OD	15	18,5	22	27	32,5	39,5	49	56	68	84	98	124	151	177	
		length	19	27	28	37	39	46	51	51	60	69	75	87	96	96	
	HALF SOCKETS HEAVY TYPE JD 141	min OD	15	18,5	22	27	32,5	39,5	49	56	68	84	98	124	151	177	
		length	8	11	12	16	19	21	25	25	28	30	35	40	44	44	
			G41 3/4" (OD 33,3 - L 17)			G41 1 1/4" (OD 49 - L 22)			G41 2" (OD 69,5 - L 28)			ALSO AVAILABLE					
	SOCKETS MEDIUM TYPE JD 101	min OD	15	18,5	21,3	26,6	31,8	39,5	48,3	54,5	66,2	82	95	121,4	146,3	173,3	
		length	17	25	26	34	36	43	48	48	56	65	71	83	92	92	
	HALF SOCKETS JD 140	min OD	15	18,5	21,3	26,6	31,8	39,5	48,3	54,5	68	84,2	98,4	124	149	177	
		length	8	11	12	15	17	20	22	22	26	30	34	40	44	44	
			G40 1" (OD 39,5 - L 20)			G40 1 1/2" (OD 54,5 - L 25)			ALSO AVAILABLE								
	REDUCING SOCKETS JD 125		X	ALL REDUCTIONS ARE AVAILABLE UP TO 6"													
	CAPS JD 188	length	19	24	27	37	38	44	51	54	60	67	73	86	98	98	
		minimum thickness	3,5	3,5	3,5	4	4	4,5	5	5,5	6	6	7	7	7,5	8,5	

WROUGHT STEEL FITTINGS EN 10241 (Ex DIN-BS standard)

NOMINAL DIAMETER IN INCH			1/8"	1/4"	3/8"	1/2"	3/4"	1"	1 1/4"	1 1/2"	2"	2 1/2"	3"	4"	5"	6"
NOMINAL DIAMETER IN MM			6	8	10	15	20	25	32	40	50	65	80	100	125	150
	HEXAGONAL NIPPLES JD 161	min length of thread	9,5	12,5	12,5	17,5	19	21	24	24	27	32	35	40	45	45
		Width across flats of hexagon	12	14	17	22	27	36	46	50	65	78	90	115	140	166
	HEXAGONAL BUSHINGS JD 177	Overall length	X	18,5	20,5	25,5	29	31	35	37	41	48	54	62	70	70
		width across flats of hexagon	X	14	17	22	27	36	46	50	65	78	90	115	140	166
	SQUARE HEAD PLUGS JD 181	minimum length of thread	6,5	9,7	10,1	13,2	14,5	16,8	19,1	19,1	23,4	26,7	29,8	35,8	40,1	40,1
		size of square	6	9	11	13	14	17	22	27	32	37	37	46	51	60
		minimum height of square	6	6	10	10	12	12	16	16	19	19	22	25	29	32
	UNIONS FLAT & CONICAL SEAT JD 209-208	overall length	37	40	46	51	57	64	70	79	89	102	107	118	X	X
		length of nut	15	15	16	18	20	22	24	25	27	30	31	34	X	X
	MF Unions JD 211 are also available															
	HEXAGONAL HEAD PLUGS JD 187	minimum length of thread	9,5	12,5	12,5	17,5	19	21	24	24	27	32	35	40	X	X
		Size of hexagon	12	14	17	22	27	36	46	50	65	78	90	115	X	X
		minimum height of hexagon	6	6	8	8	10	10	11	13	14	16	19	22	X	X
	HEXAGONAL BACKNUTS JD 132	Width across flats	17	19	24	30	36	41	50	60	70	90	100	130	160	190
		length of nut	6,5	6,5	7	8	9	9,5	11	12	13	17	21	22	24	25
	WELDING UNIONS BUTT/BUTT JD 230	length	X	ON REQUEST	ON REQUEST	44	54	65	66	67	67	X	X	X	X	X
		Hex. diameter	X			32	41	50	55	60	60	X	X	X	X	X
		OD in mm	X			21,3	26,9	33,7	42,4	48,3	60,3	X	X	X	X	X
	WELDING UNIONS BUTT/MALE DIN 2999 JD 229	length	X	ON REQUEST	ON REQUEST	61	71	81	89	99	105	X	X	X	X	X
		Hex. diameter	X			32	41	50	60	70	85	X	X	X	X	X
		OD in mm	X			21,3	26,9	33,7	42,4	48,3	60,3	X	X	X	X	X


FINISHING : Black or Galvanised (Hot Dip & Electro plated & Dachromate)

NOMINAL DIAMETER IN INCH			1/8"	1/4"	3/8"	1/2"	3/4"	1"	1 1/4"	1 1/2"	2"	2 1/2"	3"	4"	5"	6"
NOMINAL DIAMETER IN MM			6	8	10	15	20	25	32	40	50	65	80	100	125	150
	RUNNING NIPPLES JD 153	length in mm	x	19	21	27	30	33	38	38	48	51	57	70	78	78
	CLOSE NIPPLES JD 151	length in mm	X	27	28	37	39	46	51	51	60	69	75	87	96	96
	BARREL NIPPLES JD 150	length in mm	X	38	38	51	54	60	70	70	79	89	102	114	124	127
	BENDS 90° JD F90	centre to face	X	64	73	86	102	121	146	165	203	248	292	381	540	622
	BENDS 45° JD F45	centre to face	X	57	64	76	89	105	127	143	175	213	248	324	457	540

 BARREL NIPPLES JD 150	Ø / mm	1/8"	1/4"	3/8"	1/2"	3/4"	1"	1 1/4"	1 1/2"	2"	2 1/2"	3"	4"	
	30	ab	ab	ab	ab	ab	ab							
	40	ab	ab	ab	ab	ab	ab	ab	ab	ab				
	50	abc	abc	abc	abc	abc	abc	abc	abc	abc				
	60	ab	ab	ab	ab	ab	ab	ab	ab	ab	ab	ab		
	80	ab	ab	ab	ab	ab	ab	ab	ab	ab	ab	ab	ab	ab
	100	abc	abc	abc	abc	abc	abc	abc	abc	abc	abc	abc	abc	abc
	120	ab	ab	ab	ab	ab	ab	ab	ab	ab	ab	ab	ab	ab
	150	abc	abc	abc	abc	abc	abc	abc	abc	abc	abc	abc	abc	abc
	180	a	a	a	a	a	a	a	a	a	a	a	a	a
	200	abc	abc	abc	abc	abc	abc	abc	abc	abc	abc	abc	abc	abc
	250	a	a	a	a	a	a	a	a	a	a	a	a	a
300	a	a	a	a	a	a	a	a	a	a	a	a	a	

A : Barre nipples welded tube (black or galvanized) **B** : Half nipples welded tube (black or galvanized) **C** : seamless pipe standard lengths-other on request

A.B.C: Any other lengths available on request




 LONGSCREWS JD 154	NOMINAL SIZE IN MM	NOMINAL SIZE IN INCH	MIN. USEFUL LENGTH OF THE THREAD IN MM	OVERALL LENGTH IN MM
	8	1/4"	37	80
	10	3/8"	40	100
	15	1/2"	52	100
	20	3/4"	54	120
	25	1"	62	140
	32	1 1/4"	70	150
	40	1 1/2"	71	150
	50	2"	82	170
	65	2 1/2"	97	180
	80	3"	106	200
	100	4"	121	250
125	5"	130	on request	
150	6"	132	on request	

STEEL PIPE COUPLINGS

STEEL SOCKETS




OTHER STANDARDS

EUROPEAN STANDARDS


NOMINAL DIAMETER IN INCH		1/8"	1/4"	3/8"	1/2"	3/4"	1"	1 1/4"	1 1/2"	2"	2 1/2"	3"	3 1/2"	4"	5"	6"	
NOMINAL DIAMETER IN MM		6	8	10	15	20	25	32	40	50	65	80	90	100	125	150	
HEAVY COUPLING JD 105		diameter in mm	X	X	X	X	33,1	X	49	56	69,1	81	98	on request	123,4	151,3	176,5
	DIN 2999 DIN 2986-1959	length in mm	X	X	X	X	36	X	48	48	56	65	71		83	92	92
SEAMLESS COUPLING JD 127		diameter in mm	15	18,5	21,3	26,9	33,7	42,4	51	57	70	88,9	108	X	133	X	X
	DIN 2999 ST 35.8/1 DIN 17175	length in mm	17	25	26	34	36	43	48	48	56	65	71	X	83	on request	on request
SEAMLESS HALF COUPLING JD 147		diameter in mm	15	18,5	21,3	26,9	33,7	42,4	51	57	70	88,9	108	X	133		
	DIN 2999 ST 35.8/1 DIN 17175	length in mm	8	11	12	15	17	20	22	22	26	30	35	X	40		

Seamless couplings are delivered with 3.1 B certificate




AMERICAN STANDARDS

MERCHANT COUPLING JD 112		diameter in mm	14,3	18,3	22,23	27	33,3	40	48,26	55,88	69,85	82,55	101,6	on request	127	159,9	187,7
	ANSI B1.20.1 ASTM A 865	length in mm	19,1	28,6	28,6	38,1	39,7	49,2	50,8	50,8	52,38	77,78	80,96		87,3	93,66	100
HALF COUPLING JD 144		diameter in mm	14,3	18,3	22,23	27	33,3	40	48,26	55,88	69,85	82,55	101,6	on request	127	on request	on request
	ANSI B1.20.1	length in mm	8,73	13,49	13,49	18,25	19,05	23,81	24,6	24,6	25,4	39	41		44		
RIGID CONDUIT COUPLING JD 110		diameter in mm	X	X	X	25,7	31,8	38,7	47,5	54,7	67,3	82,6	98,3	114,3	123,8	152,4	182,9
	ANSI B1.20.1 UL 6/ANSI C.80.1	length in mm	X	X	X	41,27	41,7	50	51,6	52,4	54	81	84,1	86,5	89,3	100,4	108

JAPANESE STANDARD

COUPLING JD 119		diameter in mm	15	19	23	28	34,5	41,5	51	58	70	87	98	on request	127	154	182
	JIS B0203/BS 21 JIS B 2302	length in mm	19	27	28	37	39	46	51	51	60	69	75		87	96	96

STEEL COUPLINGS FOR ELECTRICAL WIRING


NOMINAL SIZE		9	11	13	16	21	29	36	42	48	Half coupling on request	
COUPLING JD 107		17	20,5	23	25	31	41	51	59	65		
	DIN 40430 DIN 49020	diameter in mm length in mm	26	30	30	36	40	44	54	60		64
NOMINAL SIZE		1/2"	5/8"	3/4"	1"	1" 1/4	1" 1/2	2"	2" 1/2	ALL COUPLINGS are available in any length. SPECIAL COUPLINGS on drawings are also part of our range - Any quantity.		
COUPLING JD 108		diameter in mm	15	18	21,5	28	35	42,5	55			69
	BS 31	length in mm	26	29	32	38	42	45	51			58
NOMINAL SIZE		16	20	25	32	40	50	63	PROFILE SOCKETS (sprinkler systems) are also part of our programme.			
COUPLING JD 109		diameter in mm	18	22	28	35	44	55			68	
	Metric Thread 1,5mm EN 60423/94	length in mm	30	33	39	43	50	55			60	

Half coupling on request



DELCORTE S.A. FRANCE

More than 75 years of experience



Forged carbon steel fittings (ASME B 16.11 - NPT/BSP/SW - 2000 lbs up to 10000 Lbs - ASTM A 105N, A 350 LF2 - Black, Hot Dipped Galvanized or Electro Plated)

Forged stainless & alloy steel fittings (Material: ASTM A 182 F 304L, 316L, 321, 347, 310, F5, F9, F11, F22, F44, Duplex, Monel, Inconel, Incoloy, Hastoloy...)

Line Pipe Couplings API 5L - Tubing/Casing Couplings API 5CT up to 20"

Wrought steel fittings (EN 10241 - BS 1740 - DIN)

Steel pipe couplings (ISO - BS - DIN - ASTM - EN - UL - JIS - Water well...)

Barrel nipples & tubulars

Special fittings on drawings - small series - express deliveries

SALES DEPARTMENT

Tel : + 33 327 691 414

Fax : + 33 327 691 423 / + 33 327 642 569

Guillaume DELCORTE	☎ : 00 33 327 691 419	gdelcorte@delcorte.com
Nathalie JEUNIAUX	☎ : 00 33 327 691 412	nathalie@delcorte.com
Karine ROY	☎ : 00 33 327 691 417	karine@delcorte.com
Christine MENUGE	☎ : 00 33 327 691 438	info@delcorte.com
Ludovic DELCORTE	☎ : 00 33 327 691 414	ldelcorte@delcorte.com

ISO 9001 : 2000



Imprimerie Roué - Jeumont - 03 27 39 51 87

HEAD OFFICE & GENERAL SALES MANAGEMENT

DELCORTE SA - 17, Avenue du Corbeau - 59605 MAUBEUGE Cedex - FRANCE

www.delcorte.com