



aerospace  
 climate control  
 electromechanical  
 filtration  
 fluid & gas handling  
 hydraulics  
 pneumatics  
 process control  
 sealing & shielding



# Moduflex AirGuard Protection System

Airfuse - protection of personnel, machinery and equipment

Catalogue PDE2604TCUK-ca. October 2008



ENGINEERING YOUR SUCCESS.

# Moduflex AirGuard Protection System

## Protect your most important assets: your employees and their equipment!

The AirGuard offers simple but efficient protection to pneumatic systems in the event of a broken compressed-air hose or pipe. The air supply is immediately shut off by the AirGuard, should the volume of air exceed a set value. This "value" is factory preset and is set to allow normal air consumption when using air tools.

Should the air consumption exceeds the set value, e.g. the air line is severed, then the internal piston instantly shuts off the main flow. An integral bleed hole allows some air to flow though. This enables the line pressure to automatically reset the AirGuard once the main line break is repaired.

### Management Responsibility:

It is the duty of management to ensure a safe working environment for their employees and that the equipment complies with the **Machinery Directive EN983** or **"PUWER"** (the Provision and Use of Work Equipment Regulations)

### EU Standard EN983-1996 (5.3.4.3.2) currently states:

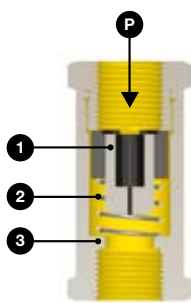
"Failure of flexible hose assemblies and plastic piping: If the failure of a flexible hose assembly constitutes a whiplash hazard or a fluid ejection hazard, it shall be restrained or shielded".

### Complies with the 2009 ISO4414 (5.4.5.11.1)

"When failure of a hose assembly of plastic piping constitutes a whiplash hazard, it shall be restrained or shielded by suitable means and/or an air fuse for compressed air shall be mounted".

## Function:

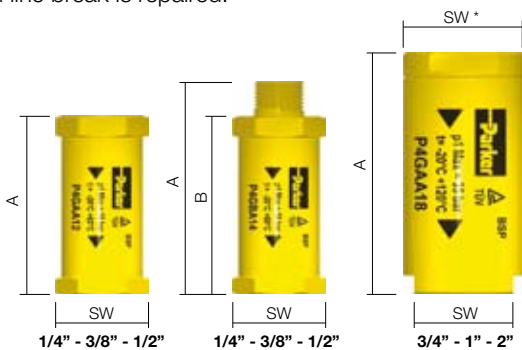
(P) is the inlet. Air passes the piston (1) and continues through the seat (3). The air flow, passing the piston, is slowed down by means of length wise grooves on the outer side of the piston. If the flow is too high, the air cannot pass the piston quickly enough, and the piston is forced against the spring (2) and towards the seat. The maximum flow is shown in the graph. If the value indicated is exceeded e.g. if the hose suddenly breaks - the air supply is automatically shut off. An integral bleed hole allows some air to flow though. This enables the line pressure to automatically reset the AirGuard once the main line break is repaired.



## Special Applications

Stainless Steel AirGuard available in 1/2" size

Some branches of industry with a high hazard potential, such as chemical and pharmaceutical as well as clean room and offshore technologies place extremely high demands on both the safety of their employees and the protection of their facilities. Compressed air is typically used as an energy transfer medium in these industries and is no means without its dangers: compressed air hoses can rupture or burst, as can fixed pipes. This may expose personnel working in such areas to extreme hazards as well as potential damage to expensive facilities and costly production downtime.



## Technical Data and Ordering Information

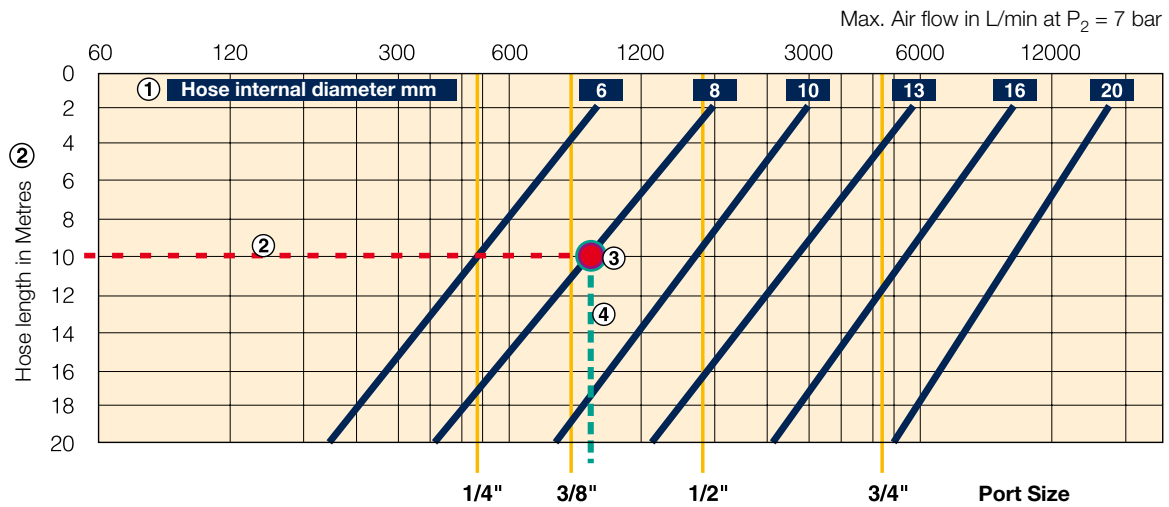
Thread connection BSP	dimensions (mm)			Weight (g)	Maximum inlet pressure	Temperature range	Material	P1 inlet thread	P2 outlet thread	Order Code
	A	B	SW							
1/4"	48	-	22	30	18 bar (255 PSIG)	-20°C to 80°C (-4°F to 176°F)	Housing: aluminium Piston: polyoxy-methylene	female	female	<b>P4GAA12</b>
1/4"	58	49	22	36				male	female	<b>P4GBA12</b>
3/8"	59	-	27	58				female	female	<b>P4GAA13</b>
3/8"	71	59	27	62				male	female	<b>P4GBA13</b>
1/2"	65	-	30	78				female	female	<b>P4GAA14</b>
1/2"	80	65	30	85				male	female	<b>P4GBA14</b>
1/2"	62	-	28	132	35 bar (500 PSIG)	-20°C to 120°C (-4°F to 248°F)	Housing: stainless steel Piston: polyoxy-methylene	female	female	<b>P4GCA14</b>
3/4"	76	-	30 / 36*	107			Housing: aluminium Piston: aluminium	female	female	<b>P4GAA16</b>
1"	100	-	41 / 50*	300			female	female	<b>P4GAA18</b>	
2"	130	-	70 / 80*	775	female	female	<b>P4GAA1C</b>			

Note: NPT version available on request - 1/4" high flow version available on request.



## How to select the optimal size of an AirGuard

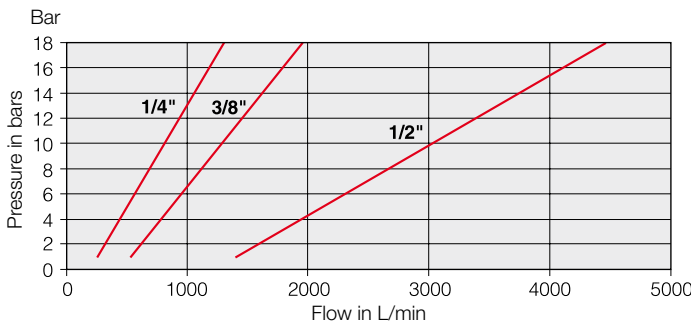
Information based on an inlet pressure of 7 bar



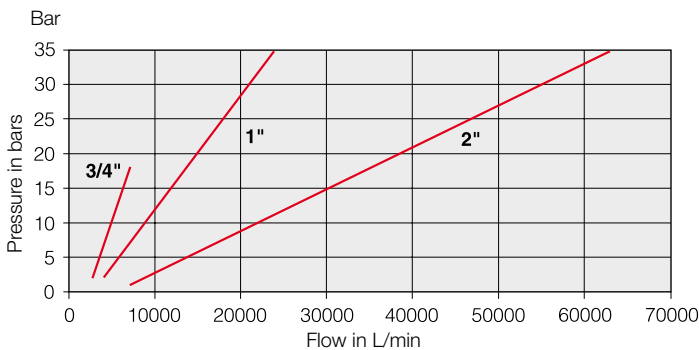
- Determine the internal diameter of the hose, tube or pipe being used ① (see specification Hose-internal Diameter in blue box, blue diagonal line).
- Determine the length of the hose, tube or pipe ② (Hose length in meters).
- Define the intersection of point a and b, and mark a vertical line downwards. ③ - ④ (In the example the red/green dot and the green dashed line).
- The next vertical yellow line, left of the intersection line ④ (example: green dashed) tells the correct AirGuard size (in inches).
- Important: Every flow value to the right of the respective vertical line (yellow) would activate the AirGuard in case of a bursting hose, pipe or tube. All AirGuard sizes right of the intersection line (green) are too big and will not close up.
- Example:** Which air fuse should be used for a hose, pipe or tube bearing 8 mm inner diameter and 10 meters of length - follow the 10 meter line (red ②) to the intersection point (red/green dot ③). Now the next left yellow line marks the correct size.
- Result:** The correct size in our example is the AirGuard 3/8"

## Closing Flow Graphs

### 1/4", 3/8" and 1/2" flow rates



### 3/4", 1" and 2" flow rates



### Dimensioning of compressed air hoses and equipment

Connection Size	Hose length 0 to 10 meters			Hose length 10 to 20 meters		
	Inner diameter Minimum mm	Minimum pressure bar	Flow at 6 bar l/min	Inner diameter minimum	Minimum pressure bar	Flow at 6 bar l/min
1/4"	7	4	480	8	4	480
3/8"	10	4	1100	12	4	1100
1/2"	12	4	2000	14	4	2000
3/4"	18	4	3800	20	4	3800
1"	24	4	6500	26	4	6500
2"	45	4	16000	50	4	16000

If the pressure is lower than stated in the table, a hose with a larger internal diameter must be used.

To select the correct size AirGuard, the pneumatic tool or equipment must have a maximum flow requirement to the left of the red line.

e.g.: 15 bar @20000 L/m = 2" size AirGuard  
8 bar @1000 L/m = 3/8" size AirGuard

# Parker Worldwide

**AE – UAE, Dubai**  
Tel: +971 4 8875600  
parker.me@parker.com

**AR – Argentina, Buenos Aires**  
Tel: +54 3327 44 4129

**AT – Austria, Wiener Neustadt**  
Tel: +43 (0)2622 23501-0  
parker.austria@parker.com

**AT – Eastern Europe, Wiener Neustadt**  
Tel: +43 (0)2622 23501 970  
parker.easteurope@parker.com

**AU – Australia, Castle Hill**  
Tel: +61 (0)2-9634 7777

**AZ – Azerbaijan, Baku**  
Tel: +994 50 2233 458  
parker.azerbaijan@parker.com

**BE/LX – Belgium, Nivelles**  
Tel: +32 (0)67 280 900  
parker.belgium@parker.com

**BR – Brazil, Cachoeirinha RS**  
Tel: +55 51 3470 9144

**BY – Belarus, Minsk**  
Tel: +375 17 209 9399  
parker.belarus@parker.com

**CA – Canada, Milton, Ontario**  
Tel: +1 905 693 3000

**CH – Switzerland, Etoy**  
Tel: +41 (0) 21 821 02 30  
parker.switzerland@parker.com

**CN – China, Shanghai**  
Tel: +86 21 5031 2525

**CZ – Czech Republic, Klecany**  
Tel: +420 284 083 111  
parker.czechrepublic@parker.com

**DE – Germany, Kaarst**  
Tel: +49 (0)2131 4016 0  
parker.germany@parker.com

**DK – Denmark, Ballerup**  
Tel: +45 43 56 04 00  
parker.denmark@parker.com

**ES – Spain, Madrid**  
Tel: +34 902 33 00 01  
parker.spain@parker.com

**FI – Finland, Vantaa**  
Tel: +358 (0)20 753 2500  
parker.finland@parker.com

**FR – France, Contamine s/Arve**  
Tel: +33 (0)4 50 25 80 25  
parker.france@parker.com

**GR – Greece, Athens**  
Tel: +30 210 933 6450  
parker.greece@parker.com

**HK – Hong Kong**  
Tel: +852 2428 8008

**HU – Hungary, Budapest**  
Tel: +36 1 220 4155  
parker.hungary@parker.com

**IE – Ireland, Dublin**  
Tel: +353 (0)1 466 6370  
parker.ireland@parker.com

**IN – India, Mumbai**  
Tel: +91 22 6513 7081-85

**IT – Italy, Corsico (MI)**  
Tel: +39 02 45 19 21  
parker.italy@parker.com

**JP – Japan, Fujisawa**  
Tel: +(81) 4 6635 3050

**KR – South Korea, Seoul**  
Tel: +82 2 559 0400

**KZ – Kazakhstan, Almaty**  
Tel: +7 7272 505 800  
parker.easteurope@parker.com

**LV – Latvia, Riga**  
Tel: +371 6 745 2601  
parker.latvia@parker.com

**MX – Mexico, Apodaca**  
Tel: +52 81 8156 6000

**MY – Malaysia, Subang Jaya**  
Tel: +60 3 5638 1476

**NL – The Netherlands, Oldenzaal**  
Tel: +31 (0)541 585 000  
parker.nl@parker.com

**NO – Norway, Ski**  
Tel: +47 64 91 10 00  
parker.norway@parker.com

**NZ – New Zealand, Mt Wellington**  
Tel: +64 9 574 1744

**PL – Poland, Warsaw**  
Tel: +48 (0)22 573 24 00  
parker.poland@parker.com

**PT – Portugal, Leca da Palmeira**  
Tel: +351 22 999 7360  
parker.portugal@parker.com

**RO – Romania, Bucharest**  
Tel: +40 21 252 1382  
parker.romania@parker.com

**RU – Russia, Moscow**  
Tel: +7 495 645-2156  
parker.russia@parker.com

**SE – Sweden, Spånga**  
Tel: +46 (0)8 59 79 50 00  
parker.sweden@parker.com

**SG – Singapore**  
Tel: +65 6887 6300

**SK – Slovakia, Banská Bystrica**  
Tel: +421 484 162 252  
parker.slovakia@parker.com

**SL – Slovenia, Novo Mesto**  
Tel: +386 7 337 6650  
parker.slovenia@parker.com

**TH – Thailand, Bangkok**  
Tel: +662 717 8140

**TR – Turkey, Istanbul**  
Tel: +90 216 4997081  
parker.turkey@parker.com

**TW – Taiwan, Taipei**  
Tel: +886 2 2298 8987

**UA – Ukraine, Kiev**  
Tel: +380 44 494 2731  
parker.ukraine@parker.com

**UK – United Kingdom, Warwick**  
Tel: +44 (0)1926 317 878  
parker.uk@parker.com

**US – USA, Cleveland**  
Tel: +1 216 896 3000

**VE – Venezuela, Caracas**  
Tel: +58 212 238 5422

**ZA – South Africa, Kempton Park**  
Tel: +27 (0)11 961 0700  
parker.southafrica@parker.com

**European Product Information Centre**

**Free phone: 00 800 27 27 5374**

**(from AT, BE, CH, CZ, DE, EE, ES, FI, FR, IE, IT, PT, SE, SK, UK)**

